



Recodable Brass Combination

These good looking padlocks are made of solid brass with solid steel shackles. They are easy to recode and can be coded "alike" so one code opens several locks. Available in standard shackle only, in 3 different body sizes 20mm, 30mm and 40mm.

Recommended for

Luggage, lockers, toolboxes, cupboards




**No Keys
to Lose**

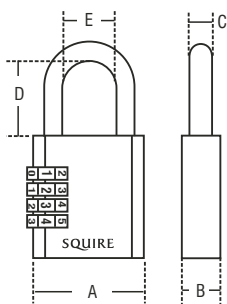
Steel shackle

Solid brass body

Resettable
combination.
1000s of
combinations



Dimensions



Model Number	Body Width (mm)	Body Thickness (mm)	Shackle Diameter (mm)	Vertical Shackle Clearance (mm)	Horizontal Shackle Clearance (mm)	Shackle Material	Hardened Shackle	Mechanism	Body Material	Code Variations
Open Shackle	A	B	C	D	E					
CLL1	22.1	13.3	3.1	22.0	9.1	Steel	No	Recodable Combination	Brass	1000
CLL1T (Twin Pack)	22.1	13.3	3.1	22.0	9.1	Steel	No	Recodable Combination	Brass	1000
CTL1	30.0	16.0	4.7	26.4	12.7	Steel	No	Recodable Combination	Brass	1000
CSL1	38.0	13.2	6.35	32.3	18.5	Steel	No	Recodable Combination	Brass	10,000