

## STH1 Padbar

High security padbar with hardened hasp and staple

- Hardened special cast material - extremely strong
- Easy to fit
- Hardened rotating staple for extra resistance to attack



## STH2 Padbar

High security padbar with hardened staple

- Special cast material
- Easy to fit
- Hardened rotating staple for extra resistance to attack



## LB2CS

6mm hardened steel. Use with open shackle padlock of suitable strength. Available right hand and left hand opening.

Hi-Security Brackets suitable for vans, doors, commercial premises, and vehicles, garages

- Can be used with open and shackle padlocks
- Heavy duty 6mm thick construction
- Black anti-corrosion finish
- Full padlock protection for extra security



## LB1

6mm hardened steel. Use with padlock of suitable strength.

Hi-Security Brackets suitable for vans, doors, commercial premises, and vehicles, garages

- Heavy duty 6mm thick construction
- Heavy duty fixings
- Black anti-corrosion finish




## No.8

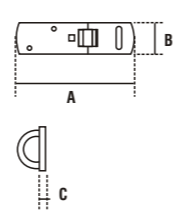
Hardened maxiclam

Medium to high security - sheds, lock ups, garages, vans

- Hardened steel construction with anti-corrosion finish
- Coach bolt fixings for added security
- Concealed fixings
- Can be used on single or double doors



Model Number	Description	Length	Depth	Thickness	Hinge		Material	Hardened Hasp	Hardened Staple	Concealed fixings	Security Level	CEN
					Double or single	Double or single doors						
STH1	Padbar	184	86.0	32.0	Single	Single	SG Cast Iron	Yes	Yes	No	High	6
STH2	Padbar	184	86.0	32.0	Single	Single	SG Cast Iron	No	Yes	No	High	4
LB1	Bracket	110	30	52.3	Single	Single	Steel	Yes	Yes	No	High	No
LB2CS	Bracket	110	57	58.7	Single	Single	Steel	Yes	N/A	No	High	No
No8	Hasp & Staple	216	54.2	3	Single	Single	Steel	Yes	N/A	No	Medium	No




## DHH1

Double hinge flexible hasp and staple

Medium to high security - sheds, lock ups, garages, vans

- Steel construction
- Hardened steel staple
- Double hinge - can be used on single and double doors
- Black anti-corrosion finish




## SHH1

Single hinge flexible hasp and staple

Medium to high security - sheds, lock ups, garages, vans

- Steel construction
- Hardened steel staple
- Single hinge - can work on single and double doors
- Black anti-corrosion finish




## DCH1

Works with DCL1 and DCL2 padlocks only

Medium to high security - sheds, lock ups, garages, vans

- Hardened steel staple
- Steel construction
- Concealed fixings




## No.6

Hardened steel hasp and staple

Medium to high security - sheds, lock ups, garages, vans

- Hardened steel construction with anti-corrosion finish
- Coach bolt fixings for added security
- Concealed fixings
- Can be used on single or double doors



## No.45

Miniclam with screws and coach bolt

Low to medium security suitable for sheds, gates, storage boxes and cupboards


- Steel construction with anti-corrosion finish
- Coach bolts fixing for added security
- Concealed fixings
- Can be used on single and double doors



## SH1

Hasp and staple. Low to medium security suitable for sheds, gates, storage boxes and cupboards

- Steel construction
- Concealed fixings
- Black anti-corrosion finish



Model Number	Description	Length	Depth	Thickness	Hinge		Material	Hardened Hasp	Hardened Staple	Concealed fixings	Security Level
					Double or single	Double or single doors					
DHH1	Hasp & Staple	200	45.8	10	Double	Single or Double	Steel	Yes	Yes	No	Medium/High
SHH1	Hasp & Staple	160	45.8	10	Single	Single	Steel	No	Yes	Yes	Medium/High
DCH1	Hasp & Staple	118	56	12.7	Single	Single	Steel	No	Yes	Yes	Medium/High
No.6	Hasp & Staple	152	44	3	Single	Single	Steel	Yes	Yes	Yes	Medium/High
No.45	Hasp & Staple	114	38	3	Single	Single	Steel	No	No	Yes	Low/Medium
SH1	Hasp & Staple	92	36.5	7.6	Single	Single	Steel	No	No	Yes	Low/Medium

