

## Lion Range

Solid brass padlocks premium grade

The Lion range offers a superior level of security for indoor and outdoor use. Constructed with a thicker body section than the Leopard range, it comes with a larger diameter shackle and more key differs.

**Available keyed alike and master keyed.**

### Recommended for

Lockers, luggage, toolboxes, sheds, garages, gates, greenhouses, boats etc.

### Rustproof

LN4S and LN4S2.5 are available with stainless steel shackle.

### LN5 also available in value packs



### Available in colours for easy identification for keyed alike suites

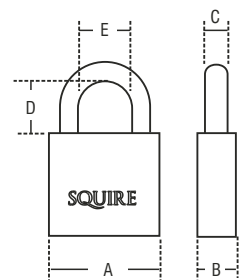


Guaranteed 1500 key differs on pinnable LN3, LN4 and LN5 (available to special order). For use in schools and other applications where key duplication is a problem.



## Dimensions

Model Number	Body Width (mm)	Body Thickness (mm)	Shackle Diameter (mm)	Vertical Shackle Clearance (mm)	Horizontal Shackle Clearance (mm)	Shackle Material	Hardened Shackle	Mechanism	Key Variations	Body Material	Keyed Alike Available	Master Keyed Available
<b>Standard Shackle</b>	<b>A</b>	<b>B</b>	<b>C</b>	<b>D</b>	<b>E</b>							
LN1	20.7	10.0	3.5	12.0	10.1	Steel	No	3 Pin Tumbler	42	brass	No	No
LN2	24.5	11.1	4.0	16.7	13.5	Steel	Yes	4 Pin Tumbler	230	brass	Yes	No
LN3	31.5	13.0	5.5	19.5	16.5	Steel	Yes	4 Pin Tumbler	230	brass	Yes	Yes
LN4	39.5	14.0	6.0	21.1	22.5	Steel	Yes	5 Pin Tumbler	1500	brass	Yes	Yes
LN5	51.0	15.5	8.8	30.0	28.0	Steel	Yes	5 Pin Tumbler	1500	brass	Yes	Yes
LN60	60.0	18.6	9.5	35.5	33.5	Steel	Yes	5 Pin Tumbler	1500	brass	No	No
LN70	70.0	20.6	11.0	41.0	41.0	Steel	Yes	5 Pin Tumbler	1500	brass	No	No
<b>Long Shackle</b>	<b>A</b>	<b>B</b>	<b>C</b>	<b>D</b>	<b>E</b>							
LN4/2.5	39.5	14.0	6.0	64.0	22.5	Steel	Yes	5 Pin Tumbler	1500	brass	Yes	Yes
LN5/2.5	51.0	15.5	8.8	65.0	28.0	Steel	Yes	5 Pin Tumbler	1500	brass	Yes	Yes
<b>Stainless Shackle</b>	<b>A</b>	<b>B</b>	<b>C</b>	<b>D</b>	<b>E</b>							
LN4S	39.5	14.0	6.0	21.1	22.5	Stainless Steel	No	5 Pin Tumbler	1500	brass	Yes	No
LN5/2.5	39.5	14.0	6.0	64.0	22.5	Stainless Steel	No	5 Pin Tumbler	1500	brass	Yes	No



## Leopard Range

### Solid brass padlocks

These solid brass locks come with pin tumbler mechanism and stainless steel springs. Good general security locks for internal and external use. Available keyed alike.

### Recommended for

Lockers, luggage, toolboxes, sheds, lockups, vans, boats.

### Rustproof

LP8S and LP9S are available with stainless steel shackles.

### Also available in value packs



LP6Q

LP10T

LP8T

LP9/SH1



LP9TR



LP9T



LP6T




LP9STR - Rustproof



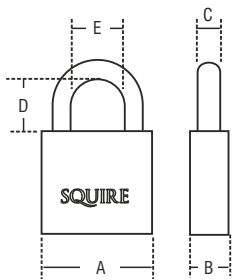
Hardened steel shackle. Double locking 40mm and above

Solid brass lock body

Pin tumbler lock mechanism



## Dimensions



Model Number	Body Width (mm)	Body Thickness (mm)	Shackle Diameter (mm)	Vertical Shackle Clearance (mm)	Horizontal Shackle Clearance (mm)	Shackle Material	Hardened Shackle	Mechanism	Key Variations	Body Material	Keyed Alike Available	Master Keyed Available
<b>Standard Shackle</b>												
LP6	20.0	9.4	3.2	11.5	10.2	Steel	No	3 Pin Tumbler	42	brass	Yes	No
LP7	24.0	9.7	4.0	11.7	12.3	Steel	Yes	3 Pin Tumbler	42	brass	Yes	No
LP8	28.6	12.0	4.8	16.0	14.5	Steel	Yes	4 Pin Tumbler	230	brass	Yes	No
LP9	37.6	13.0	6.3	21.8	20.7	Steel	Yes	5 Pin Tumbler	600	brass	Yes	No
LP10	48.0	13.8	7.2	25.8	25.5	Steel	Yes	5 Pin Tumbler	600	brass	Yes	No
LP60	60.0	13.8	7.9	35.5	35.2	Steel	Yes	5 Pin Tumbler	600	brass	Yes	No
<b>Closed Shackle</b>												
LP9CS	37.6	14.7	6.3	16.5	14.0	Steel	Yes	5 Pin Tumbler	600	brass	Yes	No
LP10CS	48.0	16.8	8.8	21.2	18.8	Steel	Yes	5 Pin Tumbler	600	brass	Yes	No
<b>Long Shackle</b>												
LP8/2	28.6	12.0	4.8	50.0	14.5	Steel	Yes	4 Pin Tumbler	230	brass	Yes	No
LP9/2.5	37.6	13.0	6.3	65.0	20.7	Steel	Yes	5 Pin Tumbler	600	brass	Yes	No
LP10/2.5	48.0	13.8	7.2	65.0	25.5	Steel	Yes	5 Pin Tumbler	600	brass	Yes	No
<b>Stainless Shackle</b>												
LP8S	28.6	12.0	4.8	16.0	14.5	Stainless Steel	Yes	4 Pin Tumbler	230	brass	Yes	No
LP9S	37.6	13.0	6.3	21.8	20.7	Stainless Steel	Yes	5 Pin Tumbler	600	brass	Yes	No