

SAL 40 - Solid Aluminium - Rekeyable

Solid aluminium body with hardened steel shackle

These unbeatable solid aluminium locks are recommended for outdoor conditions and for use in electrical switch lock off applications where minimum key differs and coloured locks are required. They are rekeyable which means the lock cylinder can be changed or repinned. They come in 6 colours - red, green, blue, black, silver and gold and are available keyed alike.


Recommended for

Outdoor environments, sheds, tool boxes, boats, electrical switch lock offs.

Hardened steel shackle

Solid aluminium body


5 Pin tumbler lock mechanism - rekeyable



Colours available



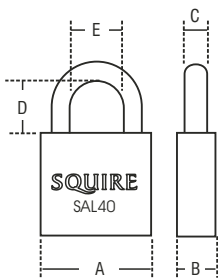
Re-keyable



SAL40 on L4 Lock off



Dimensions



Model Number	Colour	Body Width (mm)	Body Thickness (mm)	Shackle Diameter (mm)	Vertical Shackle Clearance (mm)	Horizontal Shackle Clearance (mm)	Shackle Material	Hardened Shackle	Mechanism	Key Variations	Body Material	Keyed Alike Available	Master Keyed Available
Open shackle		A	B	C	D	E							
SAL40RD	Red	38	19.0	6.35	25.0	20.0	Mild Steel	Yes	5 pin tumbler	1500	Solid aluminium	Yes	No
SAL40GR	Green	38	19.0	6.35	25.0	20.0	Mild Steel	Yes	5 pin tumbler	1500	Solid aluminium	Yes	No
SAL40GO	Gold	38	19.0	6.35	25.0	20.0	Mild Steel	Yes	5 pin tumbler	1500	Solid aluminium	Yes	No
SAL40BK	Black	38	19.0	6.35	25.0	20.0	Mild Steel	Yes	5 pin tumbler	1500	Solid aluminium	Yes	No
SAL40BL	Blue	38	19.0	6.35	25.0	20.0	Mild Steel	Yes	5 pin tumbler	1500	Solid aluminium	Yes	No
SAL40SI	Silver	38	19.0	6.35	25.0	20.0	Mild Steel	Yes	5 pin tumbler	1500	Solid aluminium	Yes	No
★ SAL40SSI	Silver	38	19.0	6.35	25.0	20.0	Stainless Steel	No	5 pin tumbler	1500	Solid aluminium	Yes	No

★ Rustproof