



Stronglock™ Range

A range of medium duty, double deadlocking, ball locking, spring locking, laminated padlocks.



Toughness guaranteed.

@HOME

Stronglock™ Range

A range of medium duty, double deadlocking, laminated steel padlocks


This useful range of padlocks comes in three body widths and open, closed and long shackle variants.

The **Stronglock®** range can be supplied in an unassembled format which can be repinned easily with Squires P4 Laminated Pinning Kit enabling you to create your own keyed alike suites.

All Squire locks benefit from Squire's personal 10 Year Guarantee.


New 'X' sleeve design

**Double Deadlocking
Spring locking**
For extra security



10
YEAR
PERSONAL
GUARANTEE
As per Terms & Conditions
10 Year
Guarantee

Stronglock™ Range



Stronglock™ Range



39 Range



37 Range



35 Range

Stronglock™ Range

Steel Pin Tumbler


- Hardened steel shackle
- Double deadlocking, ball locking, spring locking
- Covered steel padlock body with anti-corrosion finish gives corrosion resistance
- 4 Pin tumbler lock mechanism gives over 1,000 key differs
- Medium duty security
- Available master keyed and keyed alike

Hardened steel shackle

Double deadlocking, ball locking, spring locking

Covered steel padlock body with anti-corrosion finish

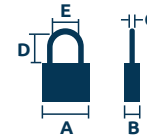
4 Pin tumbler lock mechanism gives over 1,000 key differs



Keyed Alike Available

**Double Deadlocking
Spring locking**
For extra security





MK Denotes Master Keyed

Stronglock™ Pin Tumbler

Code	Security Rating	@	Description	Dimensions mm					Barcode	Key Blank	Pack Type	Min Qty	MK
				A	B	C	D	E					
35	4	@HOME	40mm Laminated Double Locking Padlock 4 pin	38	23	7	17	16	5012245000795	KB 02	BLISTER	6	■
37	4	@HOME	45mm Laminated Double Locking Padlock 4 pin	44	24	8	20	20	5012245000856	KB 02	BLISTER	6	■
39	5	@HOME	50mm Laminated Double Locking Padlock 4 pin	51	29	9	24	24	5012245000917	KB 02	BLISTER	6	■
35KA	4	@HOME	40mm KA Laminated Double Locking Padlock 4 pin	38	23	7	17	16	Special	KB 02	BOX	1	
37KA	4	@HOME	45mm KA Laminated Double Locking Padlock 4 pin	44	24	8	20	20	Special	KB 02	BOX	1	
39KA	5	@HOME	50mm KA Laminated Double Locking Padlock 4 pin	51	29	9	24	24	Special	KB 02	BOX	1	
37CS	5	@HOME	45mm Closed Shackle Laminated Double Locking Padlock 4 pin	44	24	8	13	20	5012245003680	KB 02	BLISTER	3	■
39CS	6	@HOME	50mm Closed Shackle Laminated Double Locking Padlock 4 pin	51	29	9	19	16	5012245003697	KB 02	BLISTER	3	■
37CSKA	5	@HOME	45mm KA Closed Shackle Laminated Double Locking Padlock 4 pin	44	24	8	13	20	Special	KB 02	BOX	1	
39CSKA	6	@HOME	50mm KA Closed Shackle Laminated Double Locking Padlock 4 pin	51	29	9	19	16	Special	KB 02	BOX	1	
35/1.5	4	@HOME	40mm 1.5" Long Shackle Laminated Double Locking Padlock 4 pin	38	23	7	39	16	5012245000825	KB 02	BOX	6	■
35/2.5	4	@HOME	40mm 2.5" Long Shackle Laminated Double Locking Padlock 4 pin	38	23	7	64.8	16	5012245000832	KB 02	BLISTER	6	■
37/2.5	4	@HOME	45mm 2.5" Long Shackle Laminated Double Locking Padlock 4 pin	44	24	8	64.4	20	5012245000887	KB 02	BLISTER	6	■
39/1.5	5	@HOME	50mm 1.5" Long Shackle Laminated Double Locking Padlock 4 pin	51	29	9	39	24	5012245000931	KB 02	BLISTER	6	■
39/2.5	5	@HOME	50mm 2.5" Long Shackle Laminated Double Locking Padlock 4 pin	51	29	9	64.5	24	5012245000948	KB 02	BLISTER	6	■
35/1.5KA	4	@HOME	40mm KA 1.5" Long Shackle Laminated Double Locking Padlock 4 pin	38	23	7	39	16	Special	KB 02	BOX	1	
35/2.5KA	4	@HOME	40mm KA 2.5" Long Shackle Laminated Double Locking Padlock 4 pin	38	23	7	64.8	16	Special	KB 02	BOX	1	
37/2.5KA	4	@HOME	45mm KA 2.5" Long Shackle Laminated Double Locking Padlock 4 pin	44	24	8	64.4	20	Special	KB 02	BOX	1	
39/1.5KA	5	@HOME	50mm KA 1.5" Long Shackle Laminated Double Locking Padlock 4 pin	51	29	9	39	24	Special	KB 02	BOX	1	
39/2.5KA	5	@HOME	50mm KA 2.5" Long Shackle Laminated Double Locking Padlock 4 pin	51	29	9	64.5	24	Special	KB 02	BOX	1	
35T	4	@HOME	Twin pack Keyed Alike (2 x 35KA on one card)	38	23	7	17	16	5012245000818	KB 02	BLISTER	6	
35CLR	4	@HOME	Assorted Colours 40mm Laminated Double Locking Padlock 4 pin	38	23	7	17	16	Special	KB 02	BOX	1	■
35CLRKA	4	@HOME	KA Assorted Colours 40mm Laminated Double Locking Padlock 4 pin	38	23	7	17	16	Special	KB 02	BOX	1	
35C	4	@HOME	No 35 padlock with 305mm chain attached	38	23	7	17	16	5012245000849	KB 02	BOX	1	■
37C	4	@HOME	No 37 padlock with 305mm chain attached	44	24	8	20	20	5012245000900	KB 02	BOX	1	■
39C	5	@HOME	No 39 padlock with 305mm chain attached	51	29	9	24	24	5012245000962	KB 02	BOX	1	■
35CKA	4	@HOME	KA No. 35 padlock with 305mm chain attached	38	23	7	17	16	Special	KB 02	BOX	1	
37CKA	4	@HOME	KA No. 37 padlock with 305mm chain attached	44	24	8	20	20	Special	KB 02	BOX	1	
39CKA	5	@HOME	KA No. 39 padlock with 305mm chain attached	51	29	9	24	24	Special	KB 02	BOX	1	

Stronglock™ P4 Laminated Pinning Kit



Create keyed alike suites quickly and easily, eliminating many of the problems associated with pinning padlocks

- The padlock comes with the cylinder in place enabling you to pin through the pinning hole in the side of the padlock.
- No problems inserting the cylinders, no need to worry about misaligned and badly fitting cylinders.
- Inserting the pins is easy, using the pin loader tool to help guide you insert pins, drivers and springs.
- Quick and easy to use.
- No need to involve the lock manufacturer - do the job in-house to your customers timescale.
- Makes providing keyed alike systems quick, easy and profitable for the locksmith.

The pinning kit contents

100 pins x 5 types, 400 x pin drivers, 400 x springs, Key reader, Pin loader tool, Loading punch tool. Comes in attractive tidy box

Lock kit contents

- 1 Padlock
- 1 Jacket
- 1 Side plug for filling pinning hole
- 2 Key blanks

How to pin a padlock using the Squire P4 Laminated Pinning kit



Step 1

Take your padlock body and key blank.



Step 2

Either take a reading from your customers key using the key reader or select a key differ to start a new keyed alike system.



Step 3

Insert the pin loader tool into the hole in the side of the padlock.



Step 4

Install the pins, drivers and springs using the pin loader tool.



Step 5

At each stage, inserting the pins, drivers and springs you can use the loading punch tool to push the component fully into its hole.



Step 6

Once the pins, drivers and springs are in place, push the side plug firmly into place so that it is flush with the side of the lock body.



Step 7

Push the plastic body cover over the padlock. Your lock is now complete.





www.squirelocks.co.uk

Henry Squire & Sons Limited, Hilton Cross Business Park, Cannock Road, Featherstone, Wolverhampton, WV10 7QZ

Tel: 01902 308050 Fax: 01902 308051 E-Mail: info@henry-squire.co.uk



Independent crime-fighting charity