



product specification

inigma™ HC2 Half euro cylinder

Device accreditations/approvals/tests

- BSI Kitemark approved - Secure Digital Applications - Number KM724679
- 2yr guarantee


Device features

- Half euro profile security cylinder - 45mm (35mm/10mm)
- Anti-drill provided by Tungsten Carbide inserts
- Cylinder comprises brass body with Zinc Alloy core, nozzles are stainless steel, contacts are gold plated
- Electronics are located inside of the door for extra protection
- Wireless and no batteries required in the cylinder
- Power is supplied by the keyfob



inigma features

- One inigma smart key fob can access this cylinder and multiple other inigma devices
- Configure multiple devices from one smartphone
- Share access to your locks from one smartphone
- Set individual user operating schedules
- Comprehensive audit trails
- Maximum security, military grade AES-256-bit encryption



Specification

Code	Description	Dimensions mm			Packaging	Barcode
		A	B	C		
HC2 INIGMA	35/10mm Half euro profile cylinder lock	35	10	45	Box	5012245038774





product specification

inigma™ system

Inigma overview

Inigma is a smart wireless access control system using BLE communication. Access to inigma Bluetooth devices is controlled via the downloadable inigma app, operating on both Android and Apple iOS devices and via the inigma website, which provides access to your account on your pc. Inigma uses AES-256-bit end to end encryption ensuring the highest level of security. You can control which locks users can access and when, and easily grant and revoke access. A clear audit trail of all device interactions can be viewed via the inigma app and website.

Hardware actuated cylinders

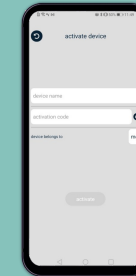
The inigma cylinder range are classed as a non-powered devices so power is supplied to them via the inigma key fob which also provides the means of communication between the lock and the inigma app. When the inigma key fob is placed into the inigma cylinder, this provides power to the cylinder and communication takes place. Once complete, the cylinder decides to grant or deny access and if granted the user can turn the key to unlock.

Control users

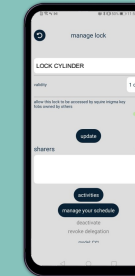
Share access to your cylinders with other inigma users via the inigma app or website, scheduling access daily at specific times and/or on specific days. Delegate the management of your cylinders to trusted others who can manage the locks on your behalf. This is all available via the inigma app or website which can also be used to remove users' access to your locks easily.

Validity

Validity provides a further layer of security for the user and is designed to limit the damage caused by lost inigma key fobs or smartphones. Validity, set to 1 day by default but can be edited in increments from an hour to up to 4 weeks. Just synchronise your key fob with the inigma app and validity is renewed. When a device's validity is expired, then access will always be denied. The inigma app displays the validity of all devices using coloured ribbons.



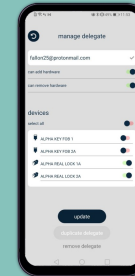
Activate lock



Manage lock



Add sharer



Add a delegate

Interoperability

Easily activate interoperability via the inigma app or website to enable an inigma key fob to access locks owned by other users. When interoperability is activated on the key fob, any locks owned by others that have been delegated or shared with the user, can be accessed providing interoperability has been activated on the locks too. This means that one key fob can access locks owned by others without the need for a second key fob.

Adding an inigma cylinder to your account using the inigma app

1. Download the inigma app and create an inigma account.
2. Sign into your inigma account.
3. Select the **devices** option from the bottom menu bar.
4. Click the **+add** icon in the top right of the screen.
5. Select the option to add an unpowered device to your account.
6. Complete device name field, click on the camera icon and scan the QR code provided for the device.
7. Click **activate**.
8. Once activation is completed, the cylinder is displayed in the devices grid

